



Investigative Encounters In-Service Training

Part II For Police Officers and Detectives





Do the Stop Report for:



NARRATIVE REASONABLE SUSPICION

At T/P/O Deft matched radio run description of a male black possibly carrying a firearm.



**NARRATIVE
REASONABLE SUSPICION
(GOOD REPORT)**

At T/P/O the above listed officer responded to a radio run of a male with a firearm from a verified caller. Approximately 5 minutes from receiving the call, officers arrived on scene and observed a male black fitting the description; male black, approximately 5'10", slim build, black hat, black t-shirt, black short, dreadlocks.



NARRATIVE FRISK / SEARCH

**At T/P/O Deft was searched
after lawful arrest.**



**NARRATIVE
FRISK / SEARCH
(GOOD REPORT)**

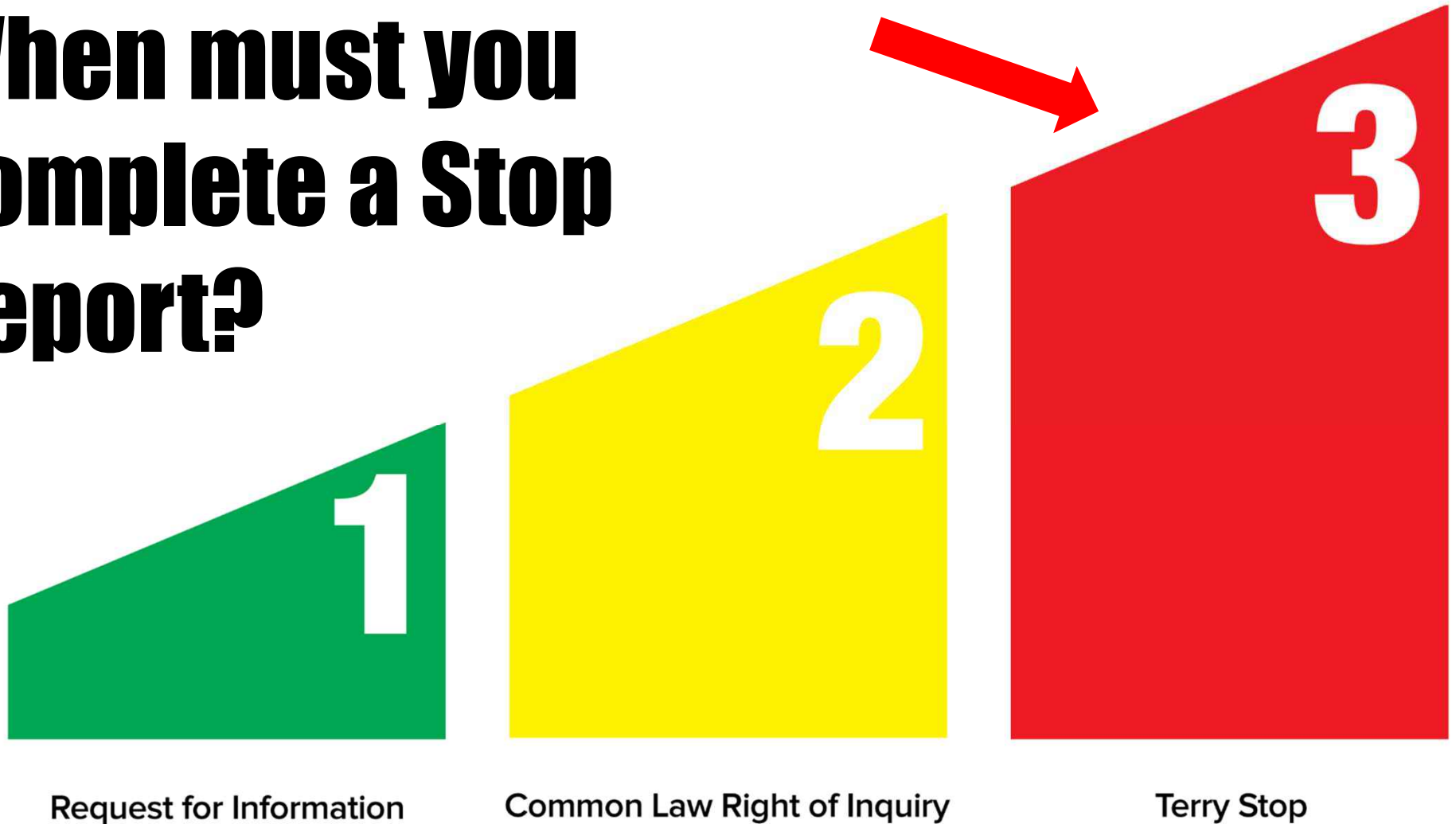
Upon arrival of responding officers, Deft did attempt to leave by walking in opposite direction of officers. While attempting to walk away, Deft did tense up and bladed his body away from officers. Deft had a large bulge in his left cargo short pocket in the outline of a weapon. A loaded Highpoint 9mm firearm was recovered.



A Good Stop Report

**DOES THE
TALKING FOR YOU**

When must you complete a Stop Report?





Patrol Guide 212-11 requires Supervisors to:

- **Discuss the circumstances of the stop with the officer.**
- **Determine if stops, frisks and searches conducted by their officers were supported by Reasonable Suspicion.**
- **Assess whether the Stop Report fully explains the basis for the stop and the basis for any frisk/search, if conducted.**
- **Take corrective action if a stop, frisk, or search itself was improper, or the paperwork was not filled out correctly.**



Stop Report App



STOP REPORT
GREEN : REQUIRED 50:46

Incident Information

Occurrence Date

MM/DD/YYYY

HH:MM

Period of Observation Prior to Stop

Minutes

Duration of Stop

Minutes

Location of Stop

Location Type

Select...

Address Type

Select...

Suspected Crime Location

Select...

Basis for Stop/Identification/Suspected Crime

Stop Was

Select...

Officer in Uniform?

Select...

Crime Suspected

Select...

Factors That Led to Stop

None selected

STOP REPORT


Basis for Stop/Identification/Suspected Crime

Select...

Factors that Led to Stop

None selected ▾

- ☐ Concealing or Possessing a Weapon
- ☐ Casing Victim or Location
- ☐ Engaging in a Drug Transaction
- ☐ Matches a Specific Suspect Description
- ☐ Acting as a Lookout
- ☐ Proximity to the Scene of a Crime
- ☐ Identified Crime Pattern
- ☐ Other



Race

Select...

Height

ft


Eye Color

Select...

Build

Select...

Other (Scars, Tattoos, Outer Garments, Etc.)



STOP REPORT

Frisk/Searched/Weapon/Contraband Information

Was person frisked?

Yes

If Yes, Indicate Basis For Frisk

None selected

☐ Object Observed Suspected of Being a Weapon☐ Statement by Suspect☐ Suspect Known to Carry Weapons☐ Violent Crime☐ Other

Was person searched?

Select...

Was weapon found?

Select...

Was other contraband found?

Select...

Was person frisked?

Yes

If Yes, Indicate Basis For Frisk

Violent Crime

Was person searched?

Yes

If Yes, Indicate Basis For Search

None selected

☐ Hard Object Resembling Weapon☐ Consent to Search☐ Admission of Weapons Possession☐ Outline of Weapon☐ Search Incident to an Arrest☐ Other

Was weapon found?

Select...

Was other contraband found?

Select...

Narrative (Describe the circumstances that led to the



The Narrative: DETAILS, DETAILS, DETAILS

FORMS

STOP REPORT GREEN: REQUIRED 39:54

Narrative (Describe the circumstances that led to the Stop)

[DO THE FACTS SUPPORT A STOP? ARE ALL CHECKBOXES EXPLAINED? IS THE RADIO RUN DESCRIPTION INCLUDED AND HOW THE SUSPECT MATCHED IT?]

Frisked/Searching/Weapon/Contraband Information

Was person frisked?
Select...

Was person searched?
Select...

Was weapon found?
Select...

Was other contraband found?
Select...

Narrative (Describe the circumstances that led to the Frisk and/or Search)

[WHY DID YOU FRISK? WHY DID YOU SEARCH?]

15 100%



Common Mistakes in Stop Reports

- Not enough info to show reasonable suspicion for frisk**
- Not enough info on person stopped**
- Crime suspected does not match story in narrative**
- “Fits Description” but no description provided**



Common Mistakes in Stop Reports

- **No indication if caller was anonymous or not**
- **Pedigree info (name, address) put in narrative**
- **Documentation of Tear-Off Card**
- **Do not write in “Furtive Movements” in Stop Report**



FORMS

Signoff

Note

Officer Brand, you need to add additional information in your first narrative, explaining the reason for the Stop, as well as more detailed information in your activity log.

Endorsement Status

Rejected

Follow-Up Action(If Appropriate):

Instruction	Training	Disciplinary Action
Yes	No	No

Corresponding Activity Log Entry Reviewed?

Yes



The Activity Log Entry

You need to include:

- **Date, time and location of stop**
- **Pedigree information (name, date of birth, address, telephone #), unless refused**
- **Detailed description of the person stopped**
- **Refusal to provide pedigree information, if applicable**
- **ICAD number, if applicable**



Consent to Search and BWC Footage

- **If you asked for consent to search the person:**
 - 1. Record the entire interaction on your Body Worn Camera**
 - 2. Offer the person information on obtaining a copy of that video recording by directing them to the NYPD's FOIL page on the NYPD website or www.nyc.gov/police-encounters**
 - 3. Offer the person a Business Card, if they are not arrested or issued a summons**



NYPD
New York City Police Department

Jane Longname Doe

Police Officer

Shield Number 94735

Command

Phone Number

To request body worn camera footage, to get more information about a stop, or to submit a comment or complaint, visit:

www.nyc.gov/police-encounters

or

For Comments, Call 311

BUSINESS CARD PD 142-012 (03-18)

The Dust Off





How to achieve **LEGITIMACY?**

Procedural Justice



Four Elements of Procedural Justice:

- VOICE – Listening**
- NEUTRALITY – Fairness**
- RESPECT – Treating People with Dignity**
- TRUSTWORTHINESS – Transparency**



How to Direct UMOs to Investigative Encounters Training Videos

- **Available on NYPD-U in “My Available Courses” under the Deputy Commissioner of Training**
- **Video #1 – Request for Information**
- **Video #2 – Common Law Right of Inquiry**
- **Video #3 – *Terry* Stops and Reasonable Suspicion**
- **Video #4 – Documentation and Supervision**
- **Public Contact and Consent to Search (Right to Know)**



https://portal.nypd.org/pages/appslanding.aspx?onload=138#

File Edit View Favorites Tools Help

MY Welcome, Blumenkopf, Rebecca

Monday, July 10, 2017

NYPD | INTRANET

Please enter search term to view results

T

- Tactical Response Hood Inventory System
- TACTICS - Training Attendance Certification Transcript Integrated Collection System
- Transit Bureau Inquiry Request System

VLS Player

W

- Word
- Work Order System - Building Maintenance Section
- Work Order System Login

X

Y

Z

Z-Finest

ZOLPA -Online Prisoner Arraignment System

I J K L M N O P Q R S T U V W X Y Z

DIRECTIVES & MANUALS

- Patrol Guide
- Administrative Guide
- Personnel Orders
- Personnel Memos

DEPARTMENT FORMS

- Daily Vehicle Assignment Sheet (PD 120-141)
- Working Chart Change (PD 138-023)
- Request For Copy Of Collision Record (PD 301-165)

Copyright © 2017 The City of New York

https://portal.nypd.org/pages/appslanding.aspx?onload=138#

100%



Browser address bar: <https://s1ppidca03.nypd.finest/TACTICS/Secure/RootMenu.aspx#> TACTICS Home

File Edit View Favorites Tools Help

NYPD Tactics
Training
Attendance
Certification
Transcript
Integrated Collection System

CIV BLUMENKOPF (358251) | [Logout](#)

Notification Action Center
[TACTICS Change Log](#)

To Do List
You have no messages. [view details ▶](#)

Message Center
[new message\(s\)](#) [read message\(s\)](#)

New Messages
None
[view details ▶](#)

Distance Learning
NYPDU

[Home Page](#) [Report Management](#)

TACTICS - Design and Implementation by ITB - Information Technology Services Division
Application version: 7.6.0.0 Build date: 5/10/2017 10:13:01 AM
[About](#) | [Contact Us](#)

A large red arrow points from the right side of the page towards the "Distance Learning" link.



Browser address bar: <https://s1ppidca03.nypd.finest/TACTICS/Secure/NYPDU/RequiredCourses.aspx>

Browser tabs: Available Courses | NYPDU

File Edit View Favorites Tools Help

NYPDU

MY AVAILABLE COURSES

MY COMPLETED COURSES

QUESTIONNAIRES

MY GRADES

HOW IT WORKS

MY AVAILABLE COURSES

The following courses are available for you to take. When ready, please select a course and you will be redirected to the course's main page.

Search Courses

DEPUTY COMMISSIONER OF TRAINING

Death by PowerPoint

This module is designed to overcome common errors when creating and utilizing when creating and utilizing computer presentations such as Microsoft PowerPoint, Apple Keynote (etc.). Techniques are demonstrated utilizing various instructional strategies, and students are tasked to apply these strategies as part of their required course presentation.

Session began: Nov 3, 2016

Tactical Awareness- Ballistic Vest

Tactical Awareness Bulletin- Ballistic Body Armor

Session began: Apr 10, 2017


Force Policy Revision-Video-PG 221-Unit Training May 2016

This video explains the Departments newly revised use of force policy and related procedures.

Session began: Jul 8, 2016

Investigative Encounters-Video #3 Terry Stops and Reasonable

Powered by Moodle. Version 2.7 - ITB - Information Technology Services Division - NYPD - 2017

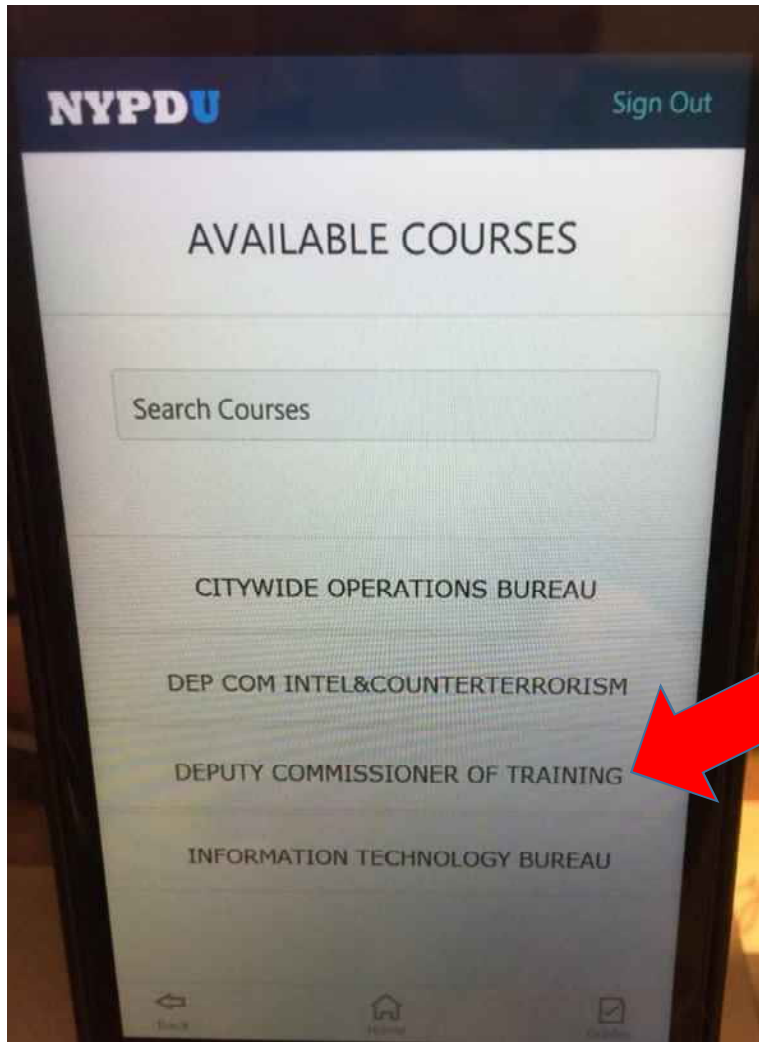


**Step 1: Click the
NYPDU Tile**

A screenshot of a login page for "NYPD University". At the top is a logo consisting of a large blue "U" with a yellow banner across it that says "NYPD" and the word "University" in script below it. Below the logo are two input fields: "Username (lastnameTaxID)" and "Password". There is a checkbox labeled "Domain Credentials (e.g. Finest Login)" which is checked. Below these fields is a blue "Sign In" button. At the very bottom, small text reads "© 2016 - NYPD - Information Technology Services Division". A large red arrow points from the text on the right towards the "Username" field.

**Step 2: Enter your
department login
credentials.**

**Username: (lastnameTAX)
Password: Same used to
access all Department
applications**



Step 3: Click the Deputy Commissioner of Training link under the available courses page



BODY WORN CAMERA VIDEOS

Bodega Stop - VIDEO 1





NARRATIVE REASONABLE SUSPICION

At T/P/O subject matched description of a Hispanic male who was suspected of a dispute with a firearm and subject was at location.



**NARRATIVE
REASONABLE SUSPICION
(GOOD REPORT)**

A radio run for a 10-52 with a firearm came over at 350 Audubon Ave. **Verified Caller** states suspect displayed a firearm while in a dispute with another male. Caller stated suspect is wearing a grey jacket, grey pants with white sneakers and is in a group of 8 people.



NARRATIVE FRISK / SEARCH

Subject was frisked because he was a confirmed Hispanic male who was at the location of a crime.



**NARRATIVE
FRISK / SEARCH
(GOOD REPORT)**

Subject was at the location and matching the description of a male with a grey jacket, grey pants with white sneakers. Frisk was conducted due to a violent crime with a weapon.

Mace Assault - VIDEO 2.1



Mace Assault - VIDEO 2.2





NARRATIVE REASONABLE SUSPICION

At T/P/O defendant matched description of a female wanted for assault.



**NARRATIVE
REASONABLE SUSPICION
(GOOD REPORT)**

At T/P/O officer responded to a radio run of a female wanted for assault by **spraying people with mace**. Information was received from a **verified 911 caller**. Approximately 5 minutes from receiving the call, officers arrived on scene and observed a black female fitting the description; female black, approximately 5'6", average build, long curly black hair, black sweater, black and white dress.



NARRATIVE FRISK / SEARCH

Upon arrival of officers, defendant tried to leave. Defendant was searched; a canister of mace was recovered in her handbag.



**NARRATIVE
FRISK / SEARCH
(GOOD REPORT)**

Defendant had possession of her handbag and volunteered consent to search. Police Officer recovered mace from her bag. She said, **“That’s my pepper spray.”** Defendant admitted to spraying the mace at someone. Show-up was conducted with a positive id.

Rite Aid - VIDEO 3.1



Rite Aid - VIDEO 3.2





NARRATIVE REASONABLE SUSPICION

At T/P/O P.O. received radio run of a female Hispanic, short hair, boarding a bus after shoplifting in Rite Aid. After boarding bus, officers notice female matching description, P.O.s took the female off bus.



**NARRATIVE
REASONABLE SUSPICION
(GOOD REPORT)**

At T/P/O officers received a radio run from a **verified** caller that a Hispanic female, short hair, wearing glasses did shoplift from a Rite Aid store and board a city bus. Upon boarding the bus officers did observe female matching that description. After receiving a more thorough description from Central, officers did take female off the bus.



NARRATIVE FRISK / SEARCH

Search conducted, S.I.L.A.



**NARRATIVE
FRISK / SEARCH
(GOOD REPORT)**

Defendant voluntarily consented to a search of her bag. Suspect was a positive ID from c/v. SILA defendant was asked to open her jacket and bulges revealed stolen property from Rite Aid store.



Contact Us

- **Risk Management Bureau**
 - **1 Police Plaza, Room 1408**
 - **646-610-7900**
 - **rmbsqfquestions@nypd.org**
- **Legal Bureau, Criminal Section**
 - **1 Police Plaza, Room 1406**
 - **646-610-5400**
- **Compliance Division**
 - **253 Broadway, 6th Floor**
 - **212-618-3100**